



Quality of Life Report

Tallahassee-Leon County, FL

HEALTH

Tallahassee-Leon County Florida



HEALTH
Indicator 1: Health Insurance

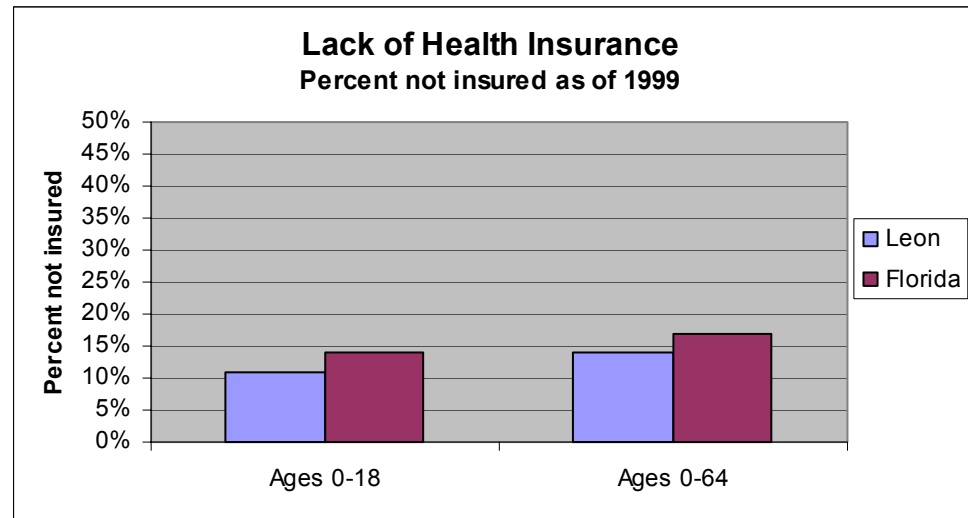
Indicator:
Percentage of children and non-elderly adults who do not have health insurance.

Analysis:
Approximately one in ten (10%) children in Leon County do not have any health insurance through Medicaid, private insurance or other sources. This percentage is better than the statewide average.

Adults ages 18-64 are less likely than children to have health insurance in Leon County and in Florida. The discrepancy in coverage between the entire non-elderly population (ages 0-64) compared to the 0-18 age group is accounted for by this group.

Data source:
Florida Agency for Health Care Administration
Florida Health Insurance Study, 1999

Website:
<http://www.fdhc.state.fl.us/index.shtml>



1999	Ages 0-18	Ages 0-64
Leon County	11%	14%
Florida	14%	17%

Seniors (age 65+) are not shown because most are covered by Medicare.

County estimates for the Florida Health Insurance Survey will be updated in August 2005.



HEALTH

Indicator 2: Emergency Room Visits

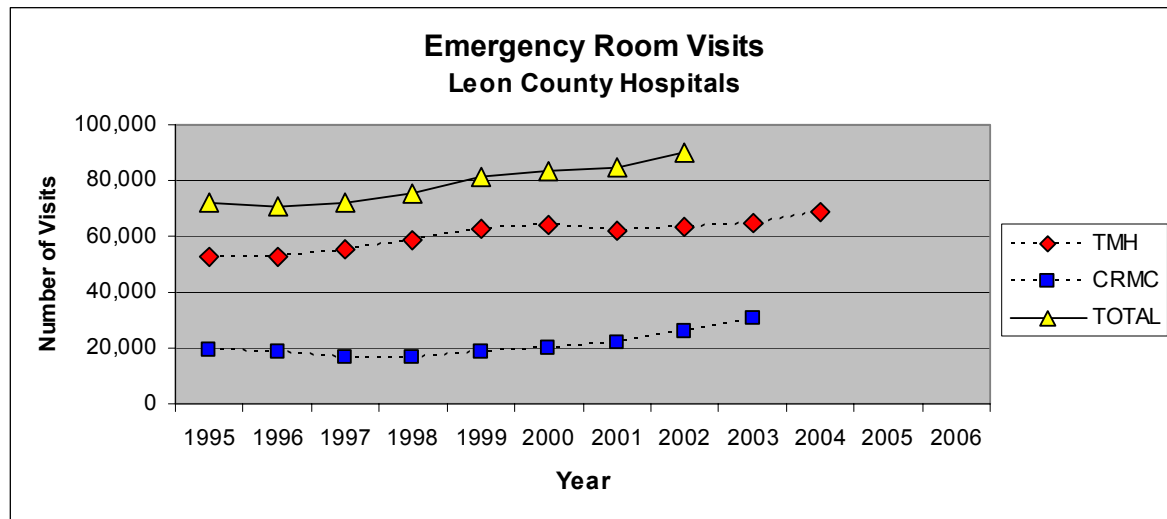
Updated
3/16/05

Indicator:

Number of visits to emergency rooms at Tallahassee Memorial Hospital (TMH) and Capital Regional Medical Center (CRMC), reported for all ages.

Analysis:

From 1996 to 2003, the number of hospital emergency room (ER) visits in Leon County increased at a much higher rate (34%) than the population (14%). TMH continues to receive the largest number of ER visits in the county. However, CRMC showed the largest percentage increase (65%) over this time period.



Data source:

Florida Agency for Health Care Administration
Office of Data Dissemination & Quality Assurance

Website:

<http://ahca.myflorida.com/SCHS/datadis.shtml>

	1996	1997	1998	1999	2000	2001	2002	2003	Percent Change 1996-2003
TMH*	52,417	55,105	58,687	62,461	63,954	62,229	63,552	64,513	23%
CRMC	18,477	16,621	16,804	18,723	19,675	22,193	26,212	30,419	65%
TOTAL	70,894	71,726	75,491	81,184	83,629	84,422	89,764	94,932	34%

*TMH data are reported for fiscal years ending in the date shown. CRMC data are reported by calendar year.



HEALTH

Indicator 3: Infant Mortality

Updated
3/13/05

Indicator:

Number of infants, per 1,000 live births, who died before their first birthday – by race.

Analysis:

The infant mortality rate for all races in Leon County is consistently higher than in Florida (As of 2001-03, 10.8 per 1,000 live births in Leon County compared to 7.4 in Florida).

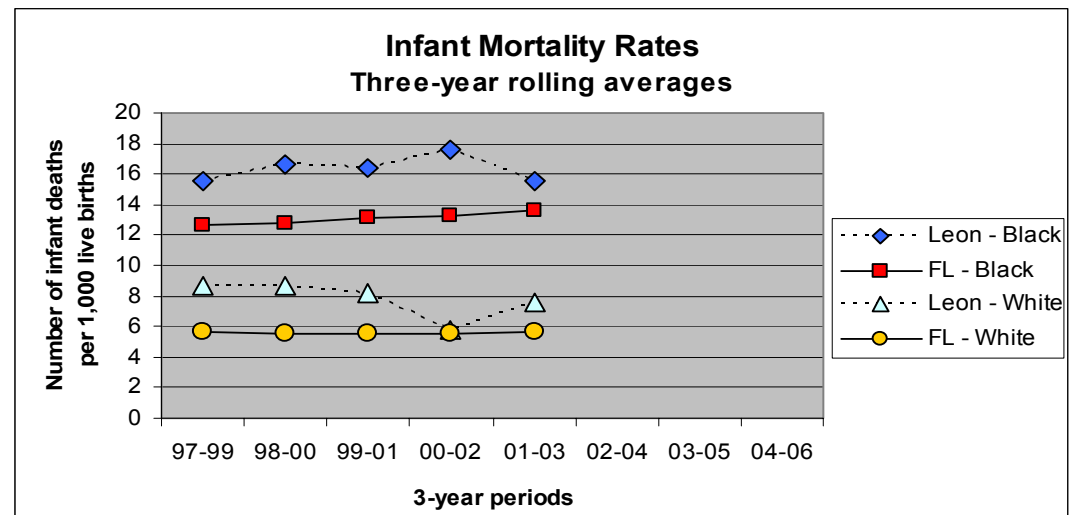
Both Leon County and Florida show a major disparity between Blacks and Whites on infant mortality. The Black-White gap in Leon County dropped in 2001-03 (due to both a decrease in the infant mortality rate for blacks and an increase for whites) and is almost identical to the black-white gap in Florida.

Data source:

Florida Department of Health, Public Health Statistics Office of Planning, Evaluation & Data Analysis

Website:

http://www.floridacharts.com/charts/mapp_report.aspx



	1997-99	1998-00	1999-01	2000-02	2001-03
Leon – Black	15.5	16.7	16.4	17.6	15.6
FL – Black	12.7	12.8	13.2	13.2	13.6
Leon – White	8.6	8.7	8.1	5.8	7.6
FL – White	5.7	5.6	5.5	5.6	5.7
Leon County gap*	6.9	7.9	8.3	11.8	8.0
Florida gap*	7.0	7.2	7.7	7.6	7.9

* Not shown on graph. The gap is the rate for Blacks minus the rate for Whites.



HEALTH

Indicator 4: Low Birth Weight

Updated
3/13/05

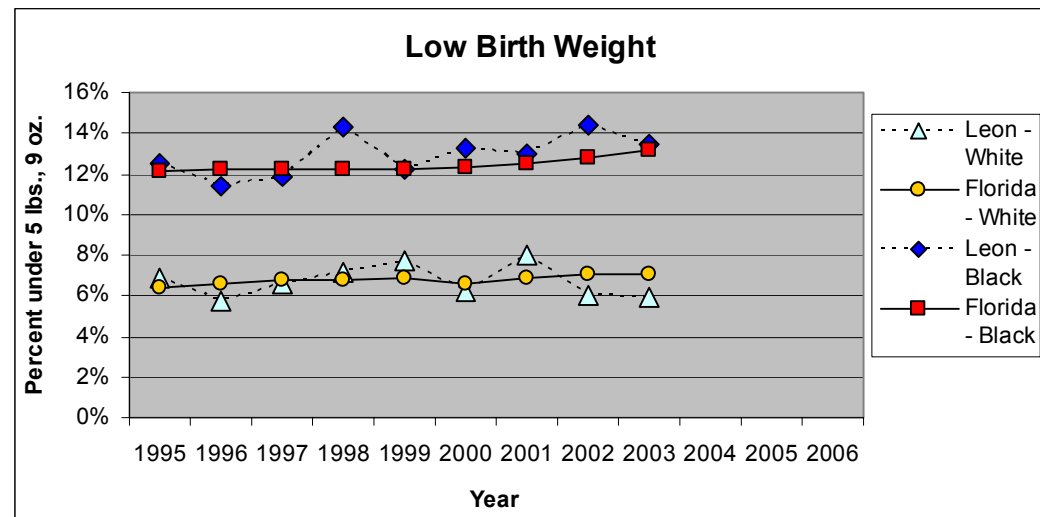
Indicator:

Percent of full-term and premature babies who weighed less than 5 lbs., 9 oz. at birth.

Analysis:

On average, the percentage of babies born with a low birth weight tends to be higher in Leon County than in Florida.

Black babies are about twice as likely to be born with a low birth weight than White babies in both Leon County and in Florida. In 2003, the Black-White disparity narrowed slightly in Leon County because of a decrease in the percentage for Blacks.



Data source:

Florida Department of Health
Office of Vital Statistics, Vital Statistics Annual Reports

Website:

http://www.doh.state.fl.us/planning_eval/vital_statistics/statistical_report.htm

	1996	1997	1998	1999	2000	2001	2002	2003
Leon - White	5.7%	6.6%	7.2%	7.8%	6.2%	8.0%	6.0%	5.9%
Florida - White	6.6%	6.8%	6.8%	6.9%	6.6%	6.8%	7.1%	7.1%
Leon - Black	11.4%	11.8%	14.3%	12.2%	13.2%	13.0%	14.4%	13.5%
Florida - Black	12.3%	12.3%	12.3%	12.3%	12.4%	12.5%	12.8%	13.2%
Leon - Total*	7.7%	8.6%	9.9%	9.3%	8.9%	9.9%	9.4%	8.9%
Florida - Total*	7.9%	8.0%	8.1%	8.2%	8.0%	8.2%	8.4%	8.5%

* Not shown on graph



HEALTH

Indicator 5: Sexually Transmitted Diseases among Teenagers

Updated
3/13/05

Indicator:

Number of new cases of chlamydia and gonorrhea, per 100,000 females ages 15-19.

Analysis:

After an initial decline, the reported incidence of Gonorrhea and Chlamydia has risen among Leon County teenagers ages 15-19. The increase is particularly dramatic for Chlamydia.

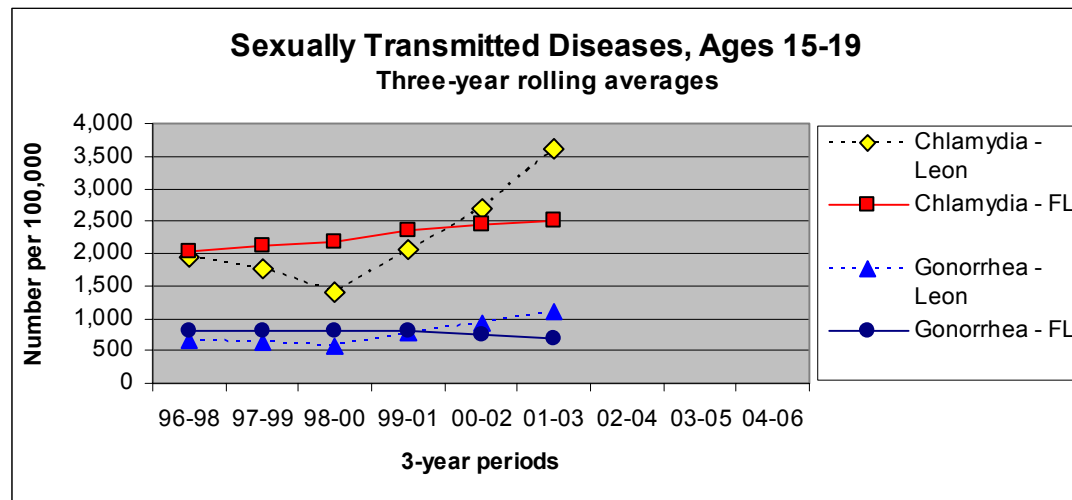
Historically, Leon County's rates for this age group have been lower than the state's. However, in 2000-02 and 2001-03, Leon County's teenagers had a considerably higher incidence of Gonorrhea and Chlamydia than teenagers in the state as a whole.

Data source:

Florida Department of Health
Office of Vital Statistics, Florida Trends & Statistics

Website:

http://www.doh.state.fl.us/disease_ctrl/std/trends/florida.html



	1996-98	1997-99	1998-00	1999-01	2000-02	2001-03
Chlamydia - Leon	1,951	1,755	1,390	2,060	2,694	3,601
Chlamydia - Florida	2,040	2,115	2,171	2,352	2,436	2,522
Gonorrhea - Leon	668	620	553	785	917	1,095
Gonorrhea - Florida	796	810	810	814	761	690



HEALTH
Indicator 6: Youth Smoking

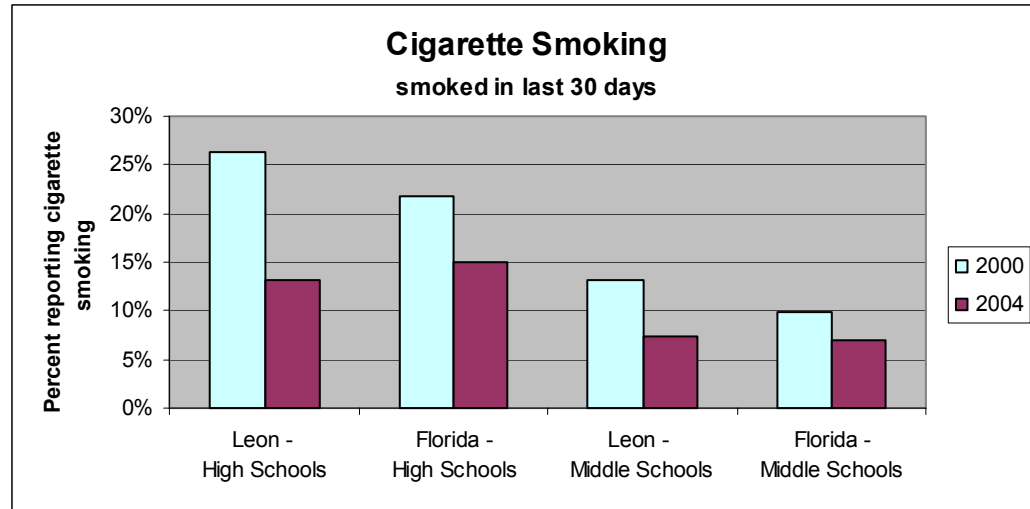
Updated
3/13/05

Indicator:

Percent of youth surveyed who reported smoking within the last 30 days.

Analysis:

Cigarette smoking among youth has been declining in Leon County and in Florida. High school students in Leon County reported a significant decline, from 26.2% in 2000 to 13.2% in 2004.



Data source:

Florida Department of Children and Families
 2004 Florida Youth Substance Abuse Survey, Leon County Report

Website:

<http://www.dcf.state.fl.us/mentalhealth/publications/fyas>

	2000	2004
Leon County - High Schools	26.2%	13.2%
Florida - High Schools	21.7%	15.0%
Leon County - Middle Schools	13.1%	7.4%
Florida - Middle Schools	9.8%	6.9%



HEALTH
Indicator 7: Youth Drinking

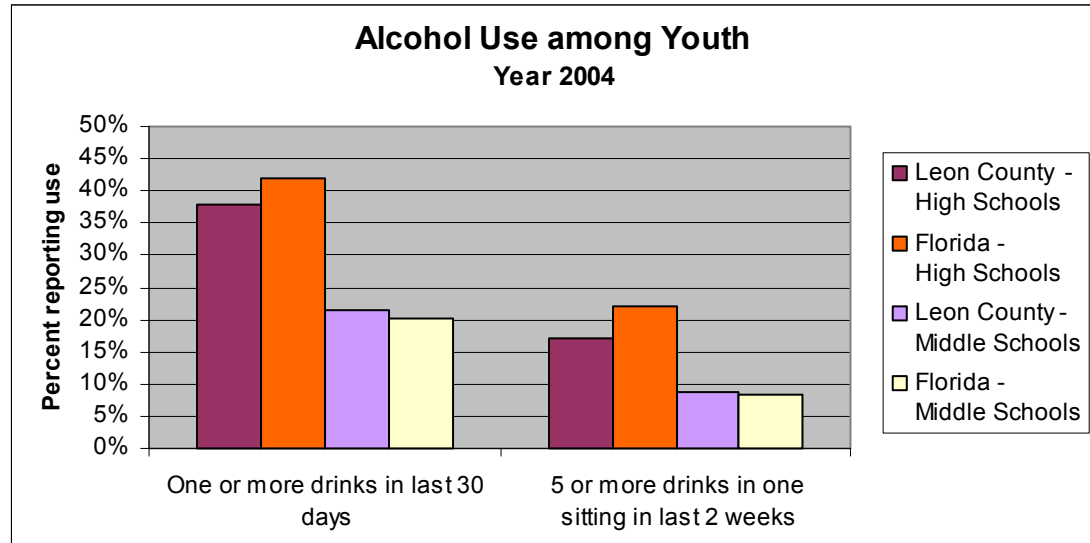
Updated
3/16/05

Indicator:

Percent of students who reported that they were current drinkers (one or more drinks in the last 30 days) and binge drinkers (5 or more drinks in one sitting in the last 2 weeks).

Analysis:

As of the Year 2004, underage alcohol consumption was a problem locally and statewide. In Leon County, almost 38% of high school students reported drinking alcohol in the last 30 days; 17% reported binge drinking in the last 2 weeks. Middle school students reported lower consumption, but still substantial drinking for that age group.



Data source:

Florida Department of Children and Families
2004 Florida Youth Substance Abuse Survey, Leon County Report

Website:

<http://www.dcf.state.fl.us/mentalhealth/publications/fyas>

2004	One or more drinks in last 30 days	5 or more drinks in one sitting in last 2 weeks
Leon County - High Schools	37.8%	17.2%
Florida - High Schools	42.0%	22.0%
Leon County - Middle Schools	21.4%	8.8%
Florida - Middle Schools	20.3%	8.5%



HEALTH

Indicator 8: Youth Substance Abuse

Updated
3/16/05

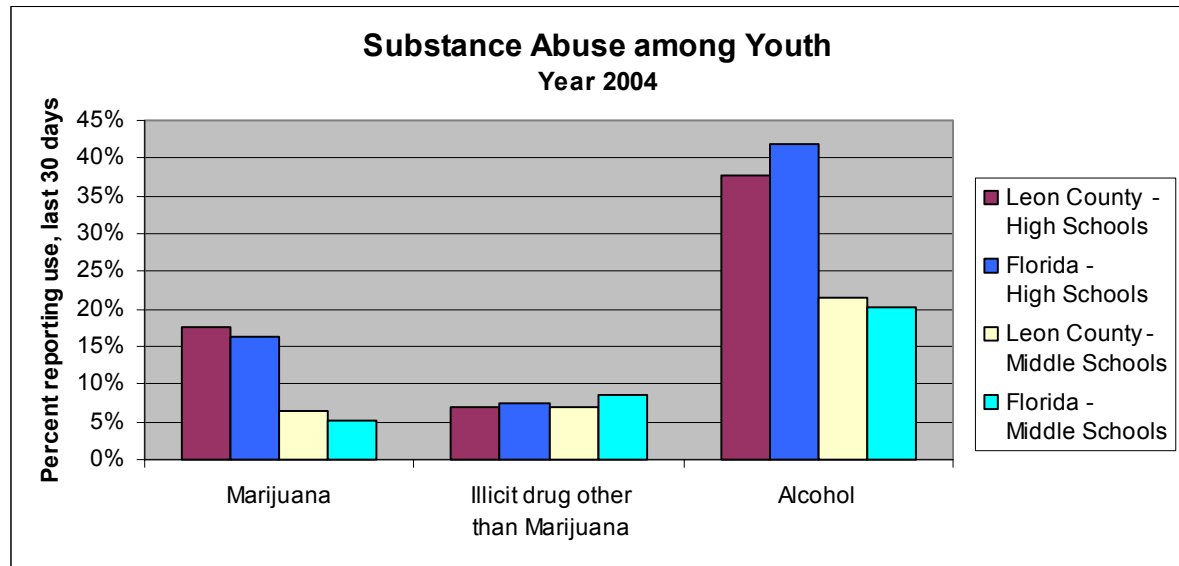
Indicator:

Percent of students who reported that they used various substances within the last 30 days.

Analysis:

Alcohol use is much more common than drug use among high school and middle school students in Leon County and in Florida. Both are more common among high school than middle school students.

In Leon County, the percent of high school and middle school students using marijuana is above state averages and illicit drugs other than marijuana, below the state average.



Data source:

Florida Department of Children and Families
2004 Florida Youth Substance Abuse Survey, Leon County Report

Website:

<http://www.dcf.state.fl.us/mentalhealth/publications/fysas>

2004	Marijuana	Illicit drug other than Marijuana	Alcohol
Leon County - High Schools	17.7%	7.1%	37.8%
Florida - High Schools	16.4%	7.5%	42.0%
Leon County - Middle Schools	6.5%	7.1%	21.4%
Florida - Middle Schools	5.3%	8.6%	20.3%



HEALTH

Indicator 9: Youth Mental Health

Updated
3/17/05

Indicator:

Percent of middle and high school students who said “Yes” when asked, “In the past year, have you felt depressed or sad MOST days, even if you felt OK sometimes?”

Analysis:

In 2004, a substantial percentage (44.7%) of grade 6-12 students in Leon County reported that they felt depressed or sad most days in the past year. The percentage (48.2%) was even higher for grade 6-12 students in the state as a whole.

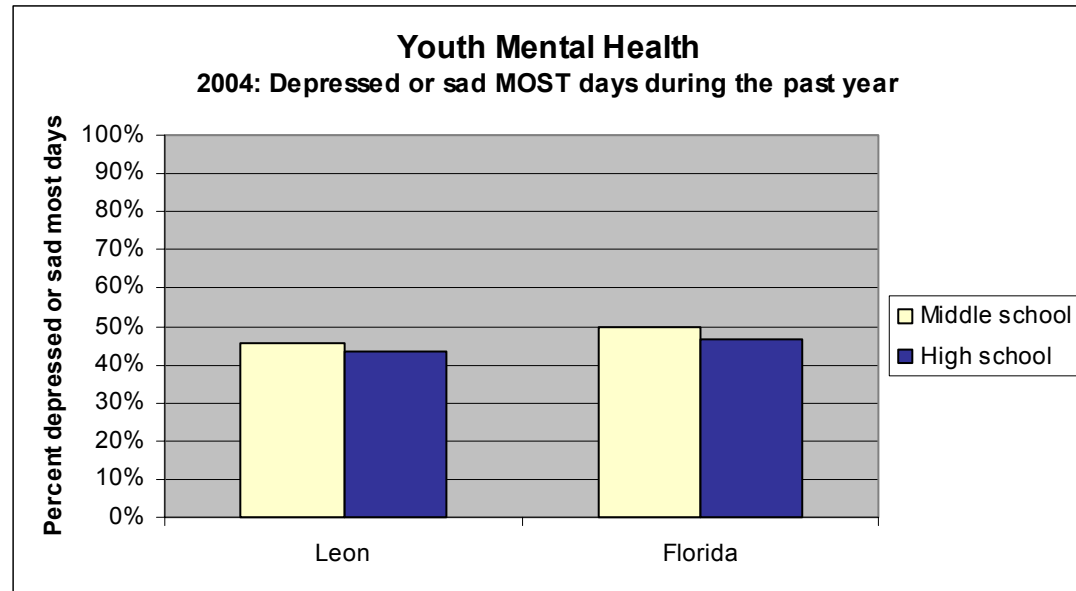
In Leon County and the State, this problem was slightly more often reported by middle school than high school students.

Data source:

Florida Department of Children and Families
2004 Florida Youth Substance Abuse Survey, Leon County Report

Website:

<http://www.dcf.state.fl.us/mentalhealth/publications/fysas>



2004	Leon County	Florida
Middle school	45.8%	49.9%
High school	43.7%	46.7%
Total – grades 6-12	44.7%	48.2%